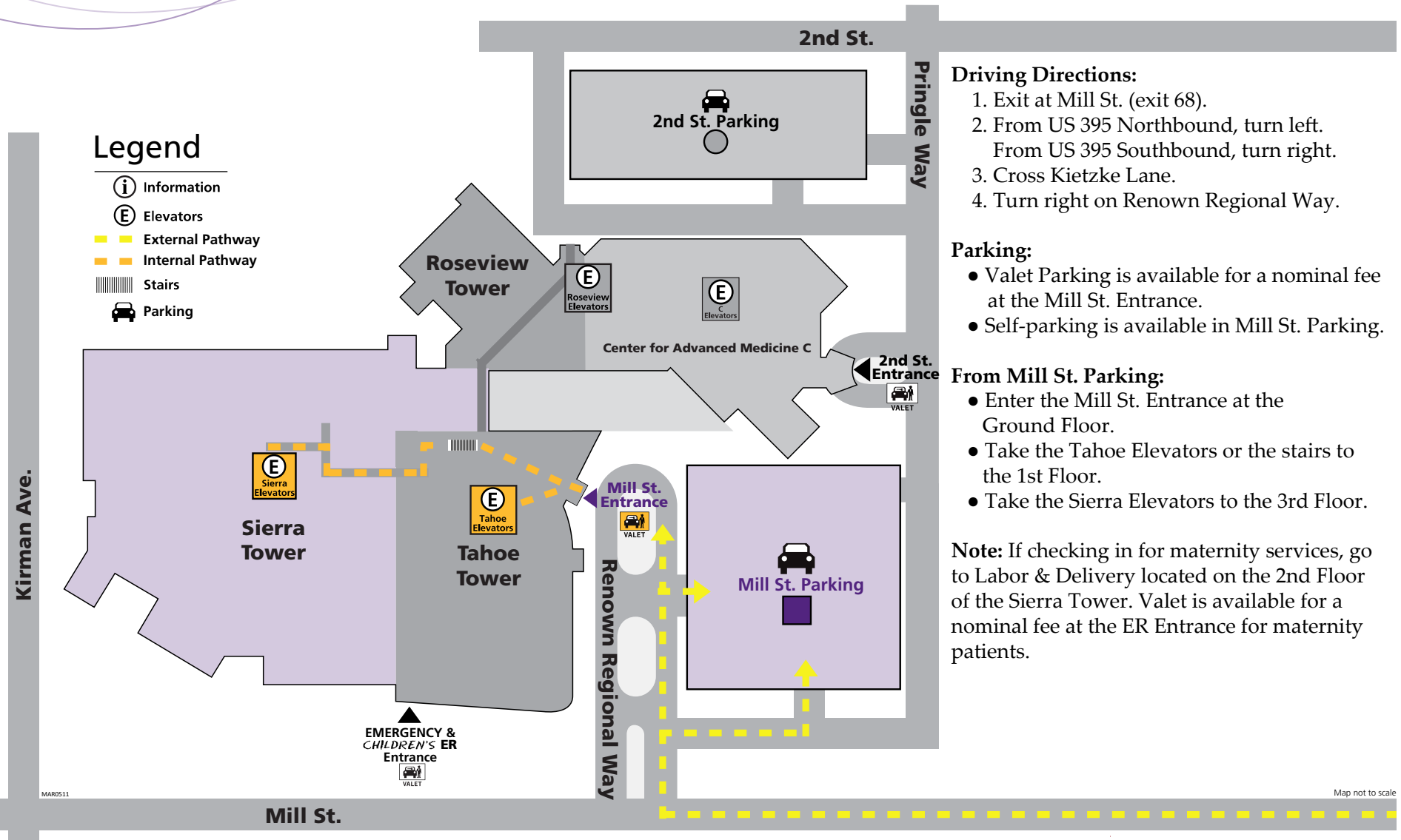








Directions to Baby & Family Suites



Legend

-  Information
-  Elevators
-  External Pathway
-  Internal Pathway
-  Stairs
-  Parking

Driving Directions:

1. Exit at Mill St. (exit 68).
2. From US 395 Northbound, turn left.
From US 395 Southbound, turn right.
3. Cross Kietzke Lane.
4. Turn right on Renown Regional Way.

Parking:

- Valet Parking is available for a nominal fee at the Mill St. Entrance.
- Self-parking is available in Mill St. Parking.

From Mill St. Parking:

- Enter the Mill St. Entrance at the Ground Floor.
- Take the Tahoe Elevators or the stairs to the 1st Floor.
- Take the Sierra Elevators to the 3rd Floor.

Note: If checking in for maternity services, go to Labor & Delivery located on the 2nd Floor of the Sierra Tower. Valet is available for a nominal fee at the ER Entrance for maternity patients.