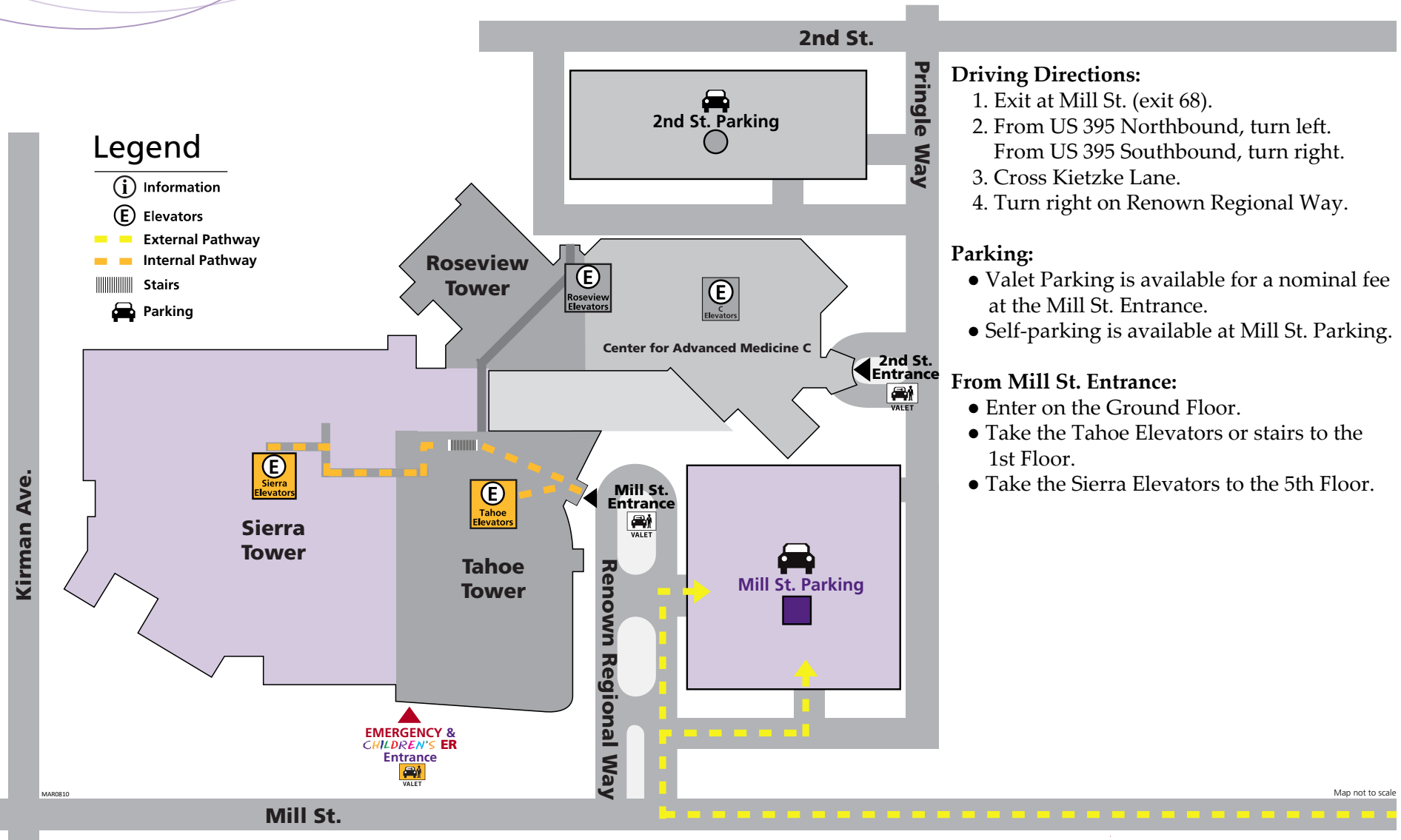








# Directions to CHILDREN'S Specialty Care



## Legend

-  Information
-  Elevators
-  External Pathway
-  Internal Pathway
-  Stairs
-  Parking

## Driving Directions:

1. Exit at Mill St. (exit 68).
2. From US 395 Northbound, turn left.  
From US 395 Southbound, turn right.
3. Cross Kietzke Lane.
4. Turn right on Renown Regional Way.

## Parking:

- Valet Parking is available for a nominal fee at the Mill St. Entrance.
- Self-parking is available at Mill St. Parking.

## From Mill St. Entrance:

- Enter on the Ground Floor.
- Take the Tahoe Elevators or stairs to the 1st Floor.
- Take the Sierra Elevators to the 5th Floor.