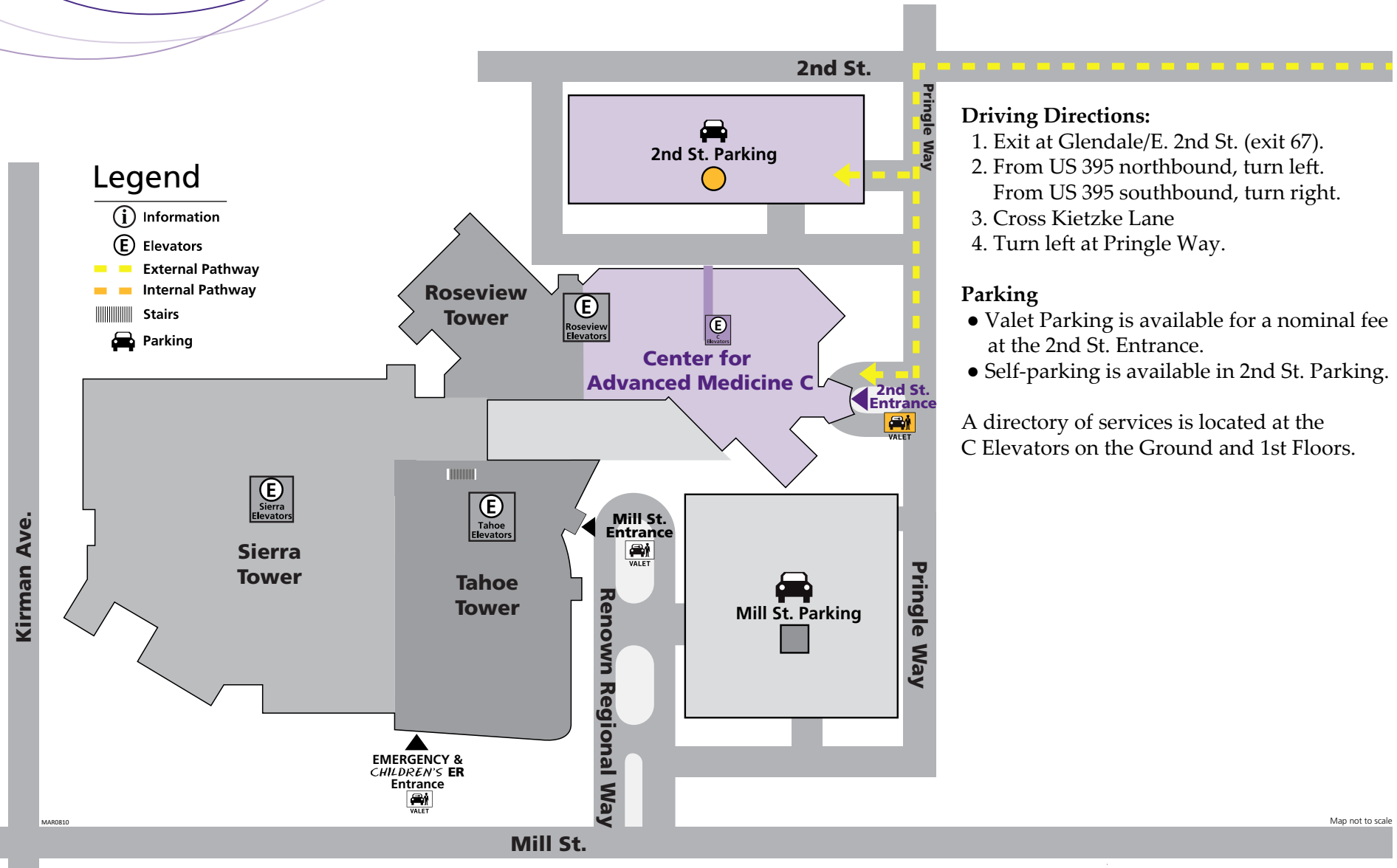








Directions to Center for Advanced Medicine C



Legend

-  Information
-  Elevators
-  External Pathway
-  Internal Pathway
-  Stairs
-  Parking

Driving Directions:

1. Exit at Glendale/E. 2nd St. (exit 67).
2. From US 395 northbound, turn left.
From US 395 southbound, turn right.
3. Cross Kietzke Lane
4. Turn left at Pringle Way.

Parking

- Valet Parking is available for a nominal fee at the 2nd St. Entrance.
- Self-parking is available in 2nd St. Parking.

A directory of services is located at the C Elevators on the Ground and 1st Floors.