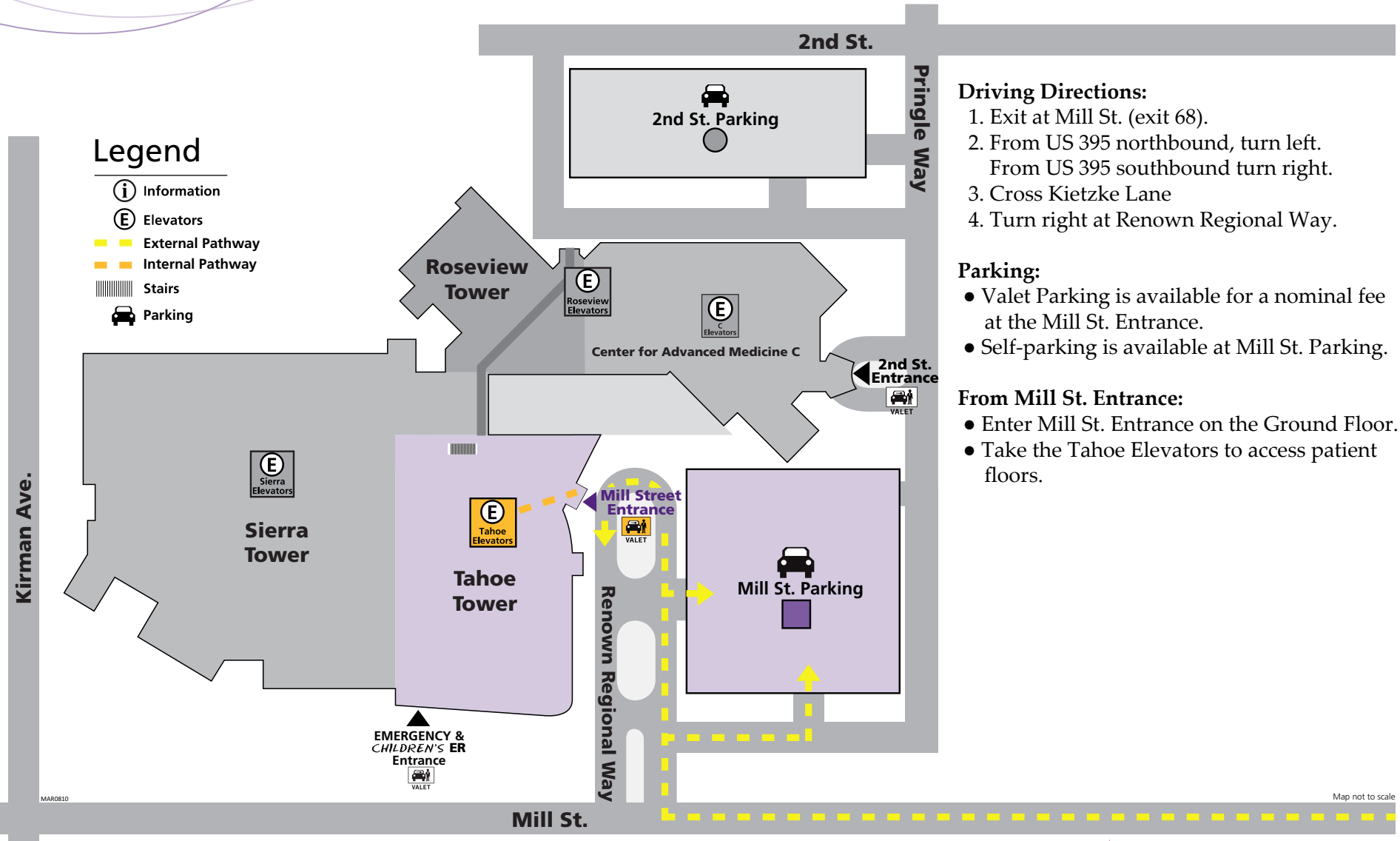








Directions to the Tahoe Tower Patient Rooms T-300 to T-899

(Room numbers correspond to floor)



Legend

-  Information
-  Elevators
-  External Pathway
-  Internal Pathway
-  Stairs
-  Parking

Driving Directions:

1. Exit at Mill St. (exit 68).
2. From US 395 northbound, turn left.
From US 395 southbound turn right.
3. Cross Kietzke Lane
4. Turn right at Renown Regional Way.

Parking:

- Valet Parking is available for a nominal fee at the Mill St. Entrance.
- Self-parking is available at Mill St. Parking.

From Mill St. Entrance:

- Enter Mill St. Entrance on the Ground Floor.
- Take the Tahoe Elevators to access patient floors.